

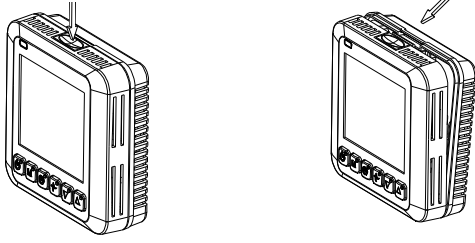
Installation:

Thermostat Location

Thermostat should be mounted:

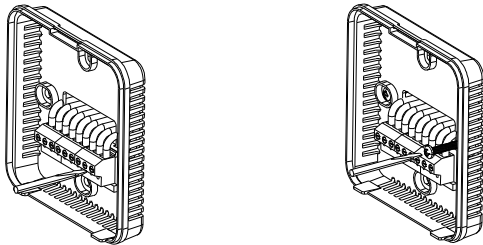
- Approximately 5 ft (1.5m) from floor.
- Close to or in a frequently used room, preferably on an inside partitioning wall.
- On a section of wall without pipes or duct work.

1. Cut off the power, the mark of wire should be clear.



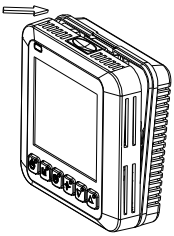
2. Take the main control panel apart.

3. Push up by force, open the clip.



4. As per wiring drawing, connect with terminals, fix it by crewdriver.

5. Fix by the two screws in the packing box.



6. Push the downside by force, lock the up panel, and finish the installation.